

**Hazards**  
campaign



**The Whole Story:  
Speaking truth to power!**

Updated – November, 2017

**The Whole Story!**




- In Britain, work kills 140 people a day!
- 6 people are killed per hour!
- The UN-ILO estimates worldwide, work kills more than war every year!
- Worldwide work kills a minimum of 2.3 million people every year!
- As Jukka Takala of the ILO said "If terrorism took such a toll, just imagine what would be said and done?"

**The Whole Story**

*The Hazards Campaign estimate that each year, at least 6 million workers are made ill, and 50,000 killed and the real number of people injured by work is estimated to be many times more than the HSE estimate.*

[Gm hazards.files.wordpress.com/2011/06/the-whole-story-shp-december-20081.doc](http://Gm hazards.files.wordpress.com/2011/06/the-whole-story-shp-december-20081.doc)

**The Whole Story –much greater than the HSE estimate and record!**

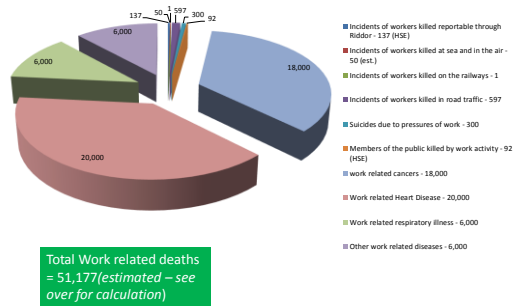


- Eight times as many deaths caused by work incidents at least 1,177
- Four times as many work-illness deaths approx. 50,000
- We estimate the number of people made ill by work is approx. five times greater than HSE estimate, at least 6 million

## Why is it important?

- Underestimates the risk workers face
- Employers and workers become complacent
- Health and Safety regulation and enforcement is treated as a problem solved and dismissed
- New regulation that is needed is ignored because the extent of the harm being done is not known
- Employers fail to assess and resolve the risks
- It will help ensure resources are targeted
- Harness political will to tackle all causes of injury and ill health
- Trade deals are not agreed that could further harm workers and undermine our regulations

## Hazards Campaign Estimate of Work Related Deaths – 2016/17

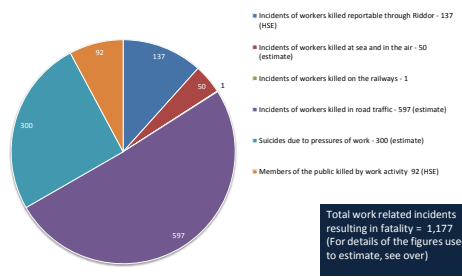


## Work Related Deaths Sources of Information

Hazards Campaign include data from:

- HSE (reportable incidents under RIDDOR) <http://www.hse.gov.uk/statistics/pdf/fatalinjuries.pdf> and [www.hse.gov.uk/statistics/lfs/index.htm](http://www.hse.gov.uk/statistics/lfs/index.htm)
- Deaths in coastal waters are investigated by the **Marine Accident Investigation Branch** [www.gov.uk/maib-reports](http://www.gov.uk/maib-reports) and information estimated from **press reports**
- Deaths from air crashes are reported to the **Air Accident Investigation Board** and information estimated from **press reports** [www.gov.uk/aaib-reports](http://www.gov.uk/aaib-reports)
- Work related suicides are estimated to be approx. 5% of the total suicides (**Office for National Statistics**) based on evidence reported and officially recognised in Japan and Australia [www.hazards.org/cryingshame](http://www.hazards.org/cryingshame)
- Members of the public who are killed through work related incidents are taken from the HSE figures <http://www.hse.gov.uk/statistics/pdf/fatalinjuries.pdf>
- Work related Road traffic deaths include lorry drivers, some of the deaths of people killed whilst driving to work, and those killed on work related activity. The figure is estimated at 33.3% of the reported road traffic incident fatalities. <https://www.gov.uk/government/statistics/reported-road-casualties-in-great-britain-main-results-2015>

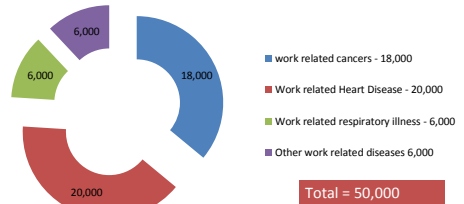
## Work Related Incidents resulting in Fatality – 2016/2017



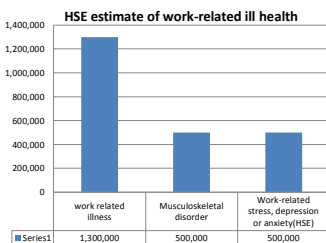
## Work Related Illness resulting in Death

- **50,000 = Work related illness resulting in death**
- Deaths from work-related cancers are estimated at approx. **12%** (between 8 and 16%) of all cancer deaths = **18,000**, including at least **5,000** asbestos cancers which includes mesothelioma and lung cancers – see above
- Deaths from work related heart disease are estimated at **20%** of total heart disease deaths. These are due to stress, long hours, dust, fumes and shift work – **20,000**
- Deaths from respiratory illnesses which are work related, are estimated between **15-20%** of obstructive lung disease deaths – **6,000**
- In addition, there are at least the same number of deaths from other work related diseases such as restrictive lung diseases, neurological illness – **6,000**
- *Total deaths due to occupational illness are not reported by the HSE but estimated by the LFS at 13,000*
- *The HSE report 2542 mesothelioma deaths in 2015. Experts record at least the same number of lung cancers for every mesothelioma death.*

## Work-related illness resulting in death



## According to the HSE



= 31.2 million working days lost

However, this is not the full story.....

“On average there are only 1,600 disease notifications under RIDDOR per annum for the 516,000 new cases of work-related ill health that HSE estimate occurs every year (0.03%)” – <http://www.hazardscampaign.org.uk/wp-content/uploads/2016/09/anneraynal.pdf> Presentation to Hazards Campaign 29.07.16 Dr Anne Raynal former Senior Med Insp. HSE

## Work-related ill health

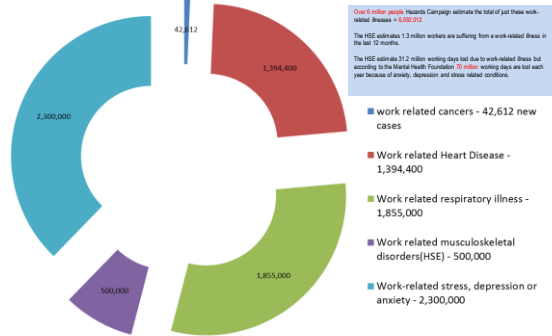
Hazards campaign estimate that:

- Of the 2.5 million people living with cancer in UK ([http://www.macmillan.org.uk/\\_images/Statistics/Factsheet\\_tcm9-260514.pdf](http://www.macmillan.org.uk/_images/Statistics/Factsheet_tcm9-260514.pdf)) less (approx. 0.5% children = 125,000) = 2,375,000 of which 12% are estimated to be work-related = 285,000 cases
- There were 356,860 (2014) new cases (<http://www.cancerresearchuk.org/health-professional/cancer-statistics>) less (1756 children) = 355,104 of which 12% are estimated to be work-related = 42,612 cases
- 7 million people live with cardio vascular disease in UK (<https://www.bhf.org.uk/research/heart-statistics>) less (approx. 28,000 children) = 6,972,000 of which it is estimated that 20% are work-related = 1,394,400
- 12.7 million people live with lung disease in UK (<https://statistics.bhf.org.uk/lung-disease-uk-big-picture>) less (1.1 million children with a diagnosis of asthma (friend of earth)) = 11.6 million, less (lung cancers of 1.million) = 10.6 million of which 15% - 20% are estimated to be work-related = 1,855,000 (17.5%)
- 4,600,000 people in work have a common mental health problem of which 50% estimated as work related = 2,300,000 (<https://www.mentalhealth.org.uk/sites/default/files/fundamental-facts-about-mental-health-2016.pdf>) ([http://www.ilo.org/safework/areassofwork/workplace-health-promotion-and-well-being/WCMS\\_108557/lang-en/index.htm](http://www.ilo.org/safework/areassofwork/workplace-health-promotion-and-well-being/WCMS_108557/lang-en/index.htm))
- ([Gmhazards.files.wordpress.com/2011/06/the-whole-story-shp-december-20081.doc](http://gmhazards.files.wordpress.com/2011/06/the-whole-story-shp-december-20081.doc))

## Mental Ill Health

- <https://www.tuc.org.uk/sites/default/files/focusonhealthsafetyreport.pdf> The TUC safety reps survey in 2016 says that **stress stands out more than ever as the top workplace hazard identified by 70% of safety reps who took part. Stress is the most common concern in all sizes of workplaces and throughout the UK** according to the key findings.
- [www.mindfulemployer.net](http://www.mindfulemployer.net) "3/5 employees have talked to their manager about a current mental health condition" in organisation who are Charter signatories
- [www.ilo.org](http://www.ilo.org) "50-60% of all lost working days are attributed to work-related stress and the number of people suffering from stress-related conditions caused or made worse by work is likely to increase"
- [www.hse.gov.uk](http://www.hse.gov.uk) "stress is more prevalent in public service industries, such as education; health and social care; and public administration and defence"
- [www.theguardian.com/Society/2015/jun/10/stress-working-public-services-survey](http://www.theguardian.com/Society/2015/jun/10/stress-working-public-services-survey) "93% of respondents say they are stressed at work either all, some, or a lot of the time" "NHS staff...more than 60% say they feel stressed all or most of the time"
- [www.willistowerswatson.com](http://www.willistowerswatson.com) - "a majority (85%) of Canadian employers say stress is the number-one workplace issue"
- <http://www.unitetheunion.org/uploaded/documents/Regional%20Stress%20Survey%20Results%20201611-28858.pdf> West Midlands Unite the union survey of public sector members. 74.84% are feeling stressed by their work and 52.76% of respondents say that the level of stress is unacceptable and causing them harm
- [www.rcm.org.uk](http://www.rcm.org.uk) "Stress affects almost 50% of England's midwives"
- [www.unison.org.uk](http://www.unison.org.uk) - Police staff survey "increased workloads that have resulted from the police cuts, are the major contributory factor in the growth of workplace stress"
- [www.stress.org/workplace-stress/](http://www.stress.org/workplace-stress/) - The American institute of stress survey "25% view their jobs as the number one stress in their lives" "80% of workers feel stress on the job" "65% of workers said that workplace stress had caused difficulties"

## Work-related ill Health



## Work-related Non Fatal Injury

- What is the problem with RIDDOR injury reporting?**
- Massive under-reporting: in 2007 HSE study and report said that only 30% of reportable work injuries reported under RIDDOR compared to hospital records and only 13% for self-employed [www.hse.gov.uk/research/rrhtm/rr528.htm](http://www.hse.gov.uk/research/rrhtm/rr528.htm)
  - Changes made to what needs to be reported: has reduced the totals by 29% [www.hse.gov.uk/statistics/riddor-notification](http://www.hse.gov.uk/statistics/riddor-notification)
- The Labour Force Survey estimate 609,000 million workers with non-fatal injuries 2017 and HSE recorded 70,116 non-fatal injuries to employees in 2017
- So what is the real story?**  
It is impossible to get a true picture!
- What we know?**
- > Fewer than 1 in 15 major injuries at work result in HSE investigations (2009) [www.hazards.org/deadlybusiness/escapingcrutiny.htm](http://www.hazards.org/deadlybusiness/escapingcrutiny.htm)
  - > There are very few prosecutions for not reporting RIDDOR incidents
  - > The study by the HSE of under-reporting, referenced above, recognised that the likelihood of an incident being reported increased if there is a major injury combined with time lost from work.

## What is the Real Cost?

**What is the problem with RIDDOR injury reporting?**

- Massive under-reporting (the labour force survey(LFS) estimate injuries at work are at least 2.6 times higher than reported)
- 29% less incidents reported because of recent changes made to RIDDOR
- 2017 HSE summary statistics record 70,116 non-fatal injuries reported but LFS estimate 609,000
- Trade Union Health and safety representatives are saying that the real number is significantly higher.


**Occupational Health**

- Only 0.03% of cases of diseases reported, that should be notified under RIDDOR – Dr Anne Raynoj, former senior medical inspector with the HSE
- Employers failing to carry out occupational health surveillance
- Each occupational cancer costs over £2.5 (DEFRA costing) and even using the HSE's gross under-estimate of 8,000 work cancer deaths per year would add up to £20 billion.

**The Real Cost**

- The HSE estimate the cost of harm to society by poor workplace health and safety, as £14.9 billion. Hazards estimate it to be between £30 and £60 billion
- Who pays? We do! Individuals and families pay 57%, the state – us, tax payers, the public purse pays 24%, and employers who cause the harm pay only 19% (HSE) <http://www.hse.gov.uk/statistics/pdf/cost-to-britain.pdf>

## The Whole Story



## What can we do about it?

- Use the figures from the Hazards campaign to explain how many people are being killed, injured and made ill by work
- Campaign to get the full information from one body
- Ensure our elected representatives in political parties are singing from the same sheet

## For further information:

### **Contact:**

Greater Manchester Hazards Centre,  
Windrush Millennium Centre,  
70 Alexandra road,  
Manchester  
M16 7WD

Tel: 0161 636 7557  
Email: [mail@gmhazards.org.uk](mailto:mail@gmhazards.org.uk)  
Web: [www.gmhazards.org.uk](http://www.gmhazards.org.uk)